



KLAIPĖDA CHECK-IN PROCEDURE FOR FREIGHT

Address: TT-Line Terminal Minijos g. 180 LT-93269 Klaipėda

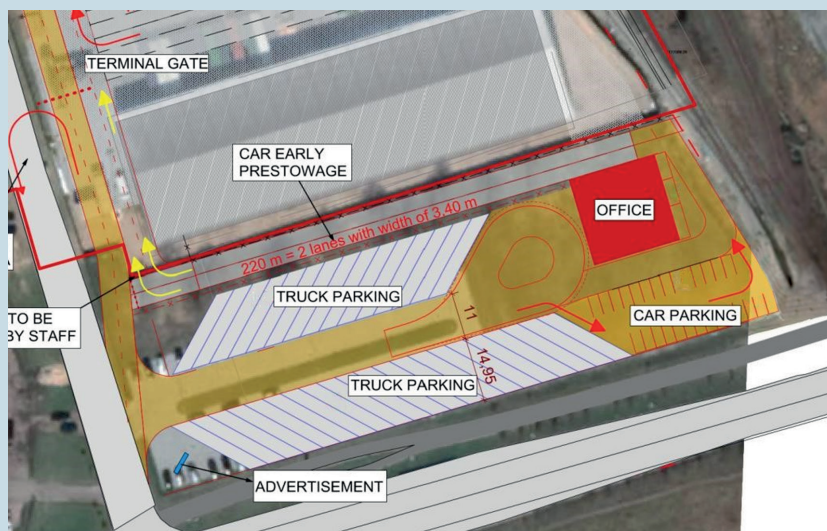
Procedure Accompanied Units

Klaipėda – Trelleborg

- Truck driver parks at the parking space and goes to the office for Check-In.
- After Check-In the driver receives the boarding card and drives to the TT-Gate.
- Driver gets access to the port by scanning the boarding card at the gate, then the driver drives to the „car and truck prestowage“ area at the berth following signs with the direction to the terminal.

Klaipėda – Continent




- Transshipment bookings (via Trelleborg) have to be checked in at the counter. More information can be found [here](#).








Procedure Unaccompanied Units

Pick-Up 24/7

-  Driver gets a TIN – code from TT-Line with the booking confirmation, which is combined with registration number/ILU-code the permission to pick up the unaccompanied unit.
-  Drivers needs to present the TIN-number and his full name to the to the gatekeeper at the harbour gate, who allows the entry to the port/ ISPS. The gatekeeper tells the driver where at the harbour the unit is parked (area A-F).
-  In case of a container unit the stevedoring lifts the container from chassi to the truck.

Drop 24/7

-  Driver checks-in the unit in the container in the Corner of the Parking space.
-  Gatekeeper tells the driver where to place the unit (area A-F).
-  In case of a container unit the stevedoring lifts the container from truck to chassi.

